



Uniklinik RWTH Aachen INTERNATIONAL

Top clinical care in the heart of Europe



Table of contents

Preface	5
About us	6
Teaching, research and professional training all under the same roof	8
The highest standard of medical care	10
Integrated therapy for a quick recovery	13
Our services	14
Aachen – European city with a past and a future	16
Medical Departments at a glance	18
Cardiac and Thoracic Surgery	20
Cardiology, Pneumology, Angiology and Intensive Care (Internal Medicine I)	21
Gastroenterology, Hepatology, Metabolic Disorders and Intensive Care (Internal Medicine III)	22
Section of Endocrinology and Diabetology (Internal Medicine III)	23
General, Visceral and Transplant Surgery	24
Gynaecology and Obstetrics	25
Haematology, Oncology, Haemostaseology and Stem Cell Transplantation (Internal Medicine IV)	26
Kidney and Blood Pressure Diseases, Rheumatological and Immune Diseases (Internal Medicine II)	27
Neurology	28
Neurosurgery	29
Ophthalmology	30
Oral and Maxillofacial Surgery	31
Orthopaedic Surgery	32
Orthopaedic Trauma and Reconstructive Surgery	33
Otorhinolaryngology and Plastic Head and Neck Surgery	34
Paediatric and Adolescent Medicine	35
Paediatric Cardiology	36
Plastic Surgery, Hand and Burn Surgery	37
Urology	38
Vascular Surgery	39
International Office	40
How to find us	41



Preface



Dear Ladies and Gentlemen,
Dear Patients,

this brochure is designed to acquaint you with the Uniklinik RWTH Aachen, the historical Imperial City of Aachen and its surrounding areas.

We are a modern hospital – unique in Germany due to the way in which we integrate diagnostics and therapy, research and teaching all under the same roof.

More than 6,000 staff members in over 30 medical departments tend to your daily well-being. Among them are more than 940 physicians, thereof approximately 95 professors and 480 medical specialists. Interdisciplinary teams of hospital nurses, physiotherapists and medical-technical assistants take the utmost care of your health. The individual always takes centre stage here with respect to his/her social, cultural and religious affiliations.

We have always attached great significance to the connection between medicine and technology. The Uniklinik RWTH Aachen has state-of-the-art diagnostic and therapeutic equipment. Together with the engineering faculties of the RWTH Aachen University, our staff members are researching how equipment and biomedical developments can be used to benefit patient treatment even more in the future. In many cases, the patients benefit directly from their new ideas.

Should you require any further information, our colleagues in the International Office will be happy to answer your questions. We look forward to hearing from you.

I wish you all the best for your treatment at the Uniklinik RWTH Aachen.

A handwritten signature in black ink, appearing to read 'Thomas H. Ittel', written in a cursive style.

Prof. Dr. med. Thomas H. Ittel
Chairman of the Board of Management/Medical Director

About us


A modern centre for high-performance medicine, the Uniklinik RWTH Aachen enjoys an excellent reputation far beyond the city of Aachen itself. Founded in 1966, the Medical Faculty enables us to offer consistent patient-oriented medical treatment, efficient teaching and innovative research.

We provide our patients with the highest level of treatment possible. Our 34 departments and 25 institutes cover the entire spectrum of modern medicine. Approximately 1,400 beds are available for inpatient medical care. More than 45,000 inpatients and some 200,000 outpatients benefit from the highest standards of medical treatment each year.

Highly qualified teams of physicians, nurses and researchers are competently committed to improving the health of our patients.

The proximity of medical treatment, research and teaching offers an ideal foundation for intensive interdisciplinary exchange and close clinical and academic integration. The cooperative combination between medical treatment and research proves directly advantageous to our patients, as therapy is always administered according to the state of the art of science.





Extraordinary and transnational

Our University Hospital is situated in an extraordinary building which satisfies all medical, technical and academic requirements. The building was built from 1971 to 1985 in several construction stages. It impresses patients and visitors with its unique concrete, steel and glass design reflecting the inspiration by the Technical University in Aachen, the RWTH.

However, the architecture of the building is not our only distinguishing factor. Our specific geographical location in the Euregio Maas-Rhein makes us unique as well: the Uniklinik RWTH Aachen is only two kilometres away from the Netherlands and five kilometres away from Belgium. This region at the intersection of three countries is one of the oldest transnational consortiums in Europe. There are unique opportunities here for multinational cooperations in the field of health services as well. The collaboration between the Academic Hospital, Maastricht (azM) and the Uniklinik RWTH Aachen has been especially prosperous. Both university hospitals provide for constructive exchange of highly specialized medical services. Beyond these transnational projects, we also work closely with rehabilitation facilities as important partners for the care of our patients after treatment in the hospital.

At the patient's service

Our top priority is the health of those individuals who come to us. One important component here is our highperformance medicine, which enables us to give patients the best possible treatment – regardless of their social, cultural or religious affiliation. However, it is just as important to us that our patients feel comfortable and in good hands at our hospital.

Patients from Germany, the Netherlands and other countries – especially from Eastern European and Arab nations – choose our hospital for their treatment time and again. We are pleased by their decision and support them to the best of our ability. After all, the Uniklinik RWTH Aachen acquired its top position among the German university hospitals not for its medical excellence alone, but due to patient satisfaction as well.



Teaching, research and professional training all under the same roof

Studies and teaching

The Medical Faculty of the RWTH Aachen University was founded in 1966. Besides human medicine and dentistry, the Medical Faculty now also offers study programmes for research logopaedics, for physiotherapists and an international master's study programme for biomedical engineering with students from 20 countries. The model human medicine study programme, in step with actual practice, appeals greatly to students as confirmed in rankings.

Research

The four key aspects of research in Aachen's university medicine are:

- **Medicine and Technology**

The emphasis here is on research into tissue replacement, biomaterials and implants, instruments for image-controlled procedures and strategies for molecular imaging for cardiovascular diseases of the musculoskeletal system.

- **Clinical Neurosciences**

The goal of this key aspect is research on neuropsychiatric questions, in particular with methods of imaging. An international postgraduate program was launched in cooperation with the University of Pennsylvania in March 2006.

- **Inflammation and Consequences**

Important goals include understanding the similarities and differences between inflammation processes in various organs and the chronic consequences of inflammation such as organ fibrosis, organ failure, and the development of malignoma on a molecular level. As a result, this focus is particularly important to a number of chronic and age-dependant diseases. In the future the interaction between inflammation processes and mechanical stimuli will be more intensively investigated and understood (mechanobiology).





- **Cardiovascular Research**

Research on new diagnostic and therapeutic strategies in the treatment of cardiovascular diseases is a key focus of both research and patient care at the Uniklinik RWTH.

- **Oncology**

Oncology as a development focus has existed since 2012 and is currently represented by 21 departments and institutes. The following four topics are being developed: Identification of new biological processes that lead to malignant transformation and tumor initiation; Mechanisms of tumor progression and tumor relapses; Definition and validation of new therapeutic targets and proof of their functional relevance; Improvement of the treatment of oncological diseases including psycho-oncological aspects.

Training

The Uniklinik RWTH Aachen offers a three-year training program with state exams for numerous healthcare professions. Among them are training programmes for physiotherapists, speech therapists, assistant medical technicians (lab assistants), nursing and paediatric nursing. All schools are located at the Uniklinik RWTH Aachen so that even trainees can be familiarised with the innovation and highly specialised services. This provides the ideal preparation for their future career at top medical centres.

The highest standard of medical care

Approximately 1,500 inpatients are treated daily at the Uniklinik RWTH Aachen. We also provide care for at least the same number of outpatients. We apply the highest quality standards in our treatment of patients. This can only be achieved by perfect interaction between all departments: efficient logistics and administration, qualified employees, excellent technical equipment and sophisticated treatment processes.

Verification of good training and notable social competence are vital employment requirements for all medical employees at the Uniklinik RWTH Aachen. Furthermore, the physicians have additional skills such as specific knowledge in various areas of expertise, experience in teaching, successful research work and often international experience as well. An important criterion for selection of professors in Aachen is their international reputation. This basis enables us to continuously further develop our medical competences.

Quality management

Structured quality management is one of the many reasons that patients feel they are in good hands with us. Patient security plays a very important role in our goals. The Uniklinik RWTH Aachen

takes part in numerous regional and national quality comparisons and select quality indicators are continuously recorded. Since 2010, the hospital has been one of few German partners participating in the WHO project High 5s, which includes programmes like "Safe Surgery". Furthermore, there is an internal system for recording undesired incidents (CIRS) and very stringent hygiene management. This monitoring system has made it possible to reduce the amount of hospital-acquired infections at the Uniklinik RWTH Aachen to half of the average number in German hospitals in just a few years' time.

Excellent medical equipment

Our key emphasis on "Medicine and Technology" ensures that the technical equipment at the Uniklinik RWTH Aachen is always





Prof. Dr. Christiane Kuhl
Department of Diagnostic and
Interventional Radiology



Prof. Dr. Martin Wiesmann
Department of Diagnostic and
Interventional Neuroradiology



Prof. Dr. Felix Mottaghy
Department of Nuclear Medicine

state-of-the-art. Among other things, this includes:

- three angio stations in radiology
- five left cardiac catheter measuring stations in cardiology and in the intensive care unit
- seven heart-lung machines, extracorporeal artificial heart and lung systems
- four computerised tomography scanners including Dual Source CT
- four magnetic resonance imaging scanners including three Tesla MRI and MRI for 3D imaging of the heart and coronary vessels
- high-precision linear accelerator for radiosurgical and stereotactic radiotherapy
- positron emission tomography (PET) scanner and PET-CT scanner, several gamma cameras
- hyperbaric chamber for hyperbaric oxygen therapy shock wave lithotripter
- application-specific equipment for endoscopic surgery and for patients with morbid obesity neurophysiological monitoring, stereotaxis and navigation systems in the operating room
- Da Vinci robot for computer-assisted operations

Outstanding radiological diagnostics and treatment

The three radiological departments at the Uniklinik RWTH Aachen staffed by more than 40 doctors ensure competent evaluation of all imaging techniques. Although they have only held their positions at the Uniklinik RWTH Aachen since the beginning of 2010, the three medical directors have established a whole series of innovative treatment approaches during this time. The indication for treatments is always decided in interdisciplinary meetings together with other medical specialists involved in the treatment of the patients.

- **Department of Diagnostic and Interventional Radiology**
Headed by Professor Kuhl, the department focuses on magnet resonance tomography and interventional treatment of tumours. Professor Kuhl is especially qualified in the diagnosis of breast cancer. Interventional treatment procedures include percutaneous intra-arterial chemoembolisation and radiofrequency ablation of liver, kidney and bones sites as well as angioplasty with implantation of stents in cases of vascular diseases.
- **Department of Diagnostic and Interventional Neuroradiology**
The Department of Neuroradiology offers all radiological procedures for diseases of the brain and the spinal cord. Director Professor Wiesmann has special expertise in catheter insertions for treatment of vascular diseases of the brain. This includes embolisations with coils for arterial aneurysms (vascular outpouchings), expansion and stent implantations in cases of narrowed carotid arteries and, as a highlight, selective reopening of arteries in the brain following thromboses.
- **Department of Nuclear Medicine**
The triad is completed by Professor Mottaghy, Director of the Department of Nuclear Medicine. In addition to classic nuclear medicine diagnostics and radioiodine therapy of the thyroid with the PET-CT, the department offers innovative, selective radionuclide treatment of tumours, for example selective intra-arterial radionuclide therapy (SIRT) for malignant liver tumours or treatment with DOTA-coupled somatostatin analogues for neuroendocrine tumours. All radionuclides used in Aachen come from certified laboratories. In order to reduce risks for patients and their surroundings, we ensure strict compliance with the very tight guidelines in place for handling of radioactive substances in Germany.

Consistent treatment processes

Normally, the first contact between patient and the medical specialist takes place on an outpatient basis. During this initial examination, a therapy plan is prepared and discussed with the patient. Because of these prearrangements, examinations and treatment take place quickly. At the Uniklinik RWTH Aachen, a case manager organises appointments for medical treatment and subsequent treatment for each patient. This ensures appropriate provision of medical care according to requirements in the standard wards (standard care), in the intensive care units and in intermediate care. Medical care remains the responsibility of the same professor from the very beginning in this process.

Surgical management as a team of specialists

Approximately 80 surgical procedures take place daily in 30 expertly equipped operating rooms with the most stringent hygienic standards. Among other things, these include an operating room especially for very heavy overweight patients. The central surgical management handles planning to ensure the smooth flow of procedures. Over 100 anaesthesiologists are coordinated here, assigned on a case-by-case basis to satisfy the specific experience

requirements. For example, anaesthesia on children is conducted by specially certified paediatric anaesthesiologists, just as there are experts for the surgical monitoring of extensive cardiac or vascular surgery with heart-lung machines (HLM). Our well-rehearsed surgical teams consist of up to twelve persons – according to requirements – and are available around the clock.

Ideal treatment in the intensive care unit

Intensive care treatment may be temporarily required in the case of serious illnesses or after operations. The intensive care and intermediate care units with a total of approximately 150 fully equipped beds are managed in an interdisciplinary manner by the physicians involved. The nursing staff has additional intensive care qualifications. Technology and hygiene are of the highest standards. Facilities include a special unit for severe burn victims, a stroke unit for stroke patients and an intensive care unit with 33 beds for children and premature infants. Our intensive medicine offers ideal treatment for severely ill patients of all ages.





Integrated therapy for a quick recovery

Roborating measures and physiotherapy are integrated elements of the medical treatment at the Uniklinik RWTH Aachen. Total recovery is also facilitated by close collaboration with rehabilitation facilities outside of our hospital.

Medical treatment and specific physiotherapeutic measures are both important components of the recovery process.

More than 40 physiotherapists and masseuses care for patients at the Uniklinik RWTH Aachen. Their repertoire includes classic physiotherapy for bone, neurological and internal illnesses as well as numerous special procedures. A therapy plan is prepared for inpatients at the beginning of treatment and can be continued as outpatient treatment in the hospital after discharge.

Cooperation with local Rehab Centers

Additionally, a particularly close and good cooperation exists with three local rehab centers in Aachen. The clinics offer competent and integrated outpatient or inpatient treatment following surgery to the musculoskeletal system and spine, for rheumatism as well as for consequences of accidents and injuries or neurological disease. The patients are cared for by a competent, multidisciplinary team. Physiotherapeutic treatment without the use of water is supplemented by physical measures such as massages and electrotherapy.

salvea Schwertbad Aachen

Benediktinerstr. 23
52066 Aachen / Germany
Phone: +49 (0) 241 6002-0
Fax: +49 (0) 241 6002-241
reha.aachen@salvea.de
www.salvea.de

NRK Aachen Rehabilitation Center

NRK Aachen GmbH & Co. KG
Peliserkerstraße 71
52068 Aachen / Germany
Phone: +49 (0) 241 997 95-0
Fax: +49 (0) 241 997 95-20
Info@nrk-aachen.de
www.nrk-aachen.de

Rehabilitation Clinic „An der Rosenquelle“

Kurbrunnenstraße 5
52066 Aachen / Germany
Phone: +49 (0) 241 6007-0
Fax: +49 (0) 241 6007-527
info@rosenquelle.de

Our services

We want to make our patients' hospital stay as pleasant as possible. We therefore offer a range of small and large services that will help you feel more comfortable here.

Accommodation

The Uniklinik RWTH Aachen has patient-friendly single and double rooms each with their own small bathroom and view of the beautifully planted inner courtyards or interesting countryside. Next to each bed is a telephone on which you can make national and international calls using a phone card. Internet access is available throughout the entire hospital. In the standard wards, patients can use, bedside television and radio.

Meals

Our patients can choose their meals for the next few days directly from a menu by themselves – taking possible dietary regulations into consideration – or with the assistance of a service employee.

The menu includes various alternatives such as vegetarian meals and meals without pork. Water and warm beverages are at your disposal at the entrances to numerous wards.

Service facilities

The entrance hall contains various service facilities: a stamp vending machine and letter box, flower shop, kiosk, public telephone and a bank with a cash point. The International Office is located there as well. There is a cafeteria in the gallery for patients and visitors. Furthermore, there is a hairdresser on the 8th floor (Corridor B, Room 8a).





Guest house

There are six single, ten double and five king-size rooms available in the guest house on the other side of the street for outpatients and family members of patients. All rooms have a shower, WC, telephone, TV, balcony or patio. Several of them are equipped with a small kitchen as well. Information about room sizes and prices can be obtained directly from the guest house.

Contact

Phone: + 49 (0)241 80-83000
gaestehaus@ukaachen.de

Places of prayer

In the hospital there is a chapel in which Catholic and Protestant services take place regularly. You can find the chapel on the ground floor near lift B1. It is always open. In the near vicinity of the chapel there is also a prayer room equipped for people of the Muslim religion which is also always open (ground floor, near lift B1, room 6).

Transport connection

Directly in front of the main entrance of the Uniklinik RWTH Aachen there are bus stops for the bus lines 3a, 3b, 5, 33, 45 and 70. Timetables and a ticket machine can be found in the entrance area behind the escalator as well as at the bus stops.

The city centre of Aachen with the cathedral or the central station can be reached in approximately ten minutes by bus. Of course there is a waiting area for taxis in front of the hospital in case you need one. Parking spaces for wheelchair users or for people with walking disabilities can be found directly opposite the main entrance.

Call centre

In the call centre of the Uniklinik RWTH Aachen there are trained call centre agents at your disposal – also Englishspeaking – for establishing contacts and for all other questions regarding the University Hospital. Queries via email will be immediately transferred to a suitable contact person. The call centre is also the first place to go when you have a complaint.

Contact

Phone: +49 (0)241 80-0 or +49 (0)241 80-84444
info@ukaachen.de

International Office

The International Office is the central contact point for all questions regarding the treatment of international patients. Details see page 40.

Contact

Phone: +49 (0)241 80-89658
Fax: +49 (0)241 80-3389658
internationaloffice@ukaachen.de

Aachen – European city with a past and a future

Aachen has about 260,000 residents, is situated in Western Germany and in the middle of the centre of Europe. Belgium and the Netherlands are located in the immediate vicinity. Almost 40,000 students attend the colleges located around the city, one of them being the renowned RWTH Aachen University. In Aachen tradition and advancement are combined in front of a European background.

Historical and modern at the same time

Emperor Charlemagne (in German Karl der Große), after whom the annually awarded “Internationaler Karlspreis zu Aachen” is named, left his mark here. At the end of the 8th century the monarch in Aachen created an intellectual, cultural and political centre of power – his personal metropolis. Just as Aachen’s Old Town testifies to the historic past of Aachen. As the first cultural monument in Germany, the cathedral was included in the list of UNESCO’s world heritage sites, and 32 German kings celebrated their coronation in the Gothic Town Hall.

The region around Aachen is said to be a model for a successful change of structure: the transition from a region of mining and old industry to a significant high-tech location was achieved here. This success story is owed to the effective interaction of the city with the universities and chambers of commerce, research facilities, companies and foundation centres. The scientific competence available in Aachen led to the settlement of well-known international companies and research facilities. Today, Aachen is a modern and cosmopolitan metropolis whose political, economical and cultural contacts extend far beyond the national boundaries.





In the heart of Europe

The border triangle Germany – Belgium – the Netherlands influences daily life for the people there: they live, work, study and shop in three different countries all around Aachen.

For more than 25 years the Euregio Maas-Rhein, a cooperation of the regions Aachen, Zuid-Limburg (the Netherlands), Limburg (Belgium), the Wallonia and the German-speaking community (Belgium), stands for friendly cooperation of its residents. Here Europe is truly lived.

The geographical location of the region at the interface of the large economical and industrial centres in North-West Europe benefits Aachen's development:

- Aachen has a good transport connection: German metropolises such as Cologne, Düsseldorf and Frankfurt with their international airports in the vicinity are easy to reach. Amsterdam and Brussels are also not far away and they, too, offer worldwide air routes. Regional airports are the Lüttich Airport and the Maastricht-Aachen Airport.
- The European capital Brussels is practically on our doorstep.
- It takes less than three hours by train to reach Paris.
- Furthermore, the large seaports Antwerp and Rotterdam are nearby.

Multifaceted and cosmopolitan

Millions of visitors come to Aachen each year, many of them from neighbouring countries. But also guests from other European countries and from the USA visit the city, for Aachen offers more than historical objects and places of interest. In the Old Town, restaurants and cafés invite you to take a break and observe the lively drive of the city. Visitors should definitely not miss out on trying the Aachener Printen, a spicy-sweet speciality with a long tradition. Many guests find their way to the city in order to participate in large sports events. For example, in 2006 the World Equestrian Games took place in this horse-loving city. Guests from all over the world are more than welcome in Aachen and enjoy the cosmopolitan atmosphere of the imperial city.

Medical Departments at a glance

The Uniklinik RWTH Aachen is home to approximately 40 (multidisciplinary) departments. More than 6,000 employees work here – some 900 physicians among them – to restore the health of our patients. The multi-professional team of each department includes professors, medical specialists and nurses. Social workers, speech therapists, psychologists and nurses with additional qualifications in fields such as wound management or breast care are also available depending on the area of expertise required. Central services such as physiotherapy and transfusion medicine support treatment in the departments. The institutes of microbiology, immunology, virology, clinical chemistry, pathology and neuropathology ensure the highest diagnostic standards.

On the following pages, we introduce the departments that have been successfully treating international patients for many years now. The departments not described in detail here are no less remarkable. More detailed information about the services from all departments is available on the website of the Uniklinik RWTH Aachen or from the International Office. You will find contact information at the end of the brochure.



Specialist departments at the Uniklinik RWTH Aachen

Department	Director/Head
Anaesthesiology	Prof. Dr. med. Rolf Rossaint
Cardiac and Thoracic Surgery	Prof. Dr. med. Rüdiger Autschbach (page 20)
Cardiology, Pneumology, Angiology and Intensive Care (Internal Medicine I)	Prof. Dr. med. Nikolaus Marx (page 21)
Section of Pneumology	Prof. Dr. med. Michael Dreher (page 21)
Dental Preservation	Prof. Dr. med. dent. Stefan Wolfart (Com. Director)
Dental Prosthodontics	Prof. Dr. med. dent. Stefan Wolfart
Dermatology	Prof. Dr. med. Jens Malte Baron (Com. Director)
Gastroenterology, Hepatology, Metabolic Disorders and Intensive Care (Internal Medicine III)	Prof. Dr. med. Christian Trautwein (page 22)
Section for Endocrinology and Diabetology (Internal Medicine III)	Prof. Dr. med. Wolfram Karges (page 23)
General, Visceral and Transplant Surgery	Prof. Dr. med. Ulf P. Neumann (page 24)
Gynaecological Endocrinology and Reproductive Medicine	Prof. Dr. med. Joseph Neulen
Gynaecology and Obstetrics	Prof. Dr. med. Elmar Stickeler (page 25)
Haematology, Oncology, Haemostaseology and Stem Cell Transplantation (Internal Medicine IV)	Prof. Dr. med. Tim H. Brümmendorf (page 26)
Intensive Care Medicine (Surgical) and Intermediate Care	Prof. Dr. med. Gernot Marx
Kidney and Blood Pressure Diseases, Rheumatological and Immune Diseases (Internal Medicine II)	Prof. Dr. med. Jürgen Floege (page 27)
Neurology	Prof. Dr. med. Jörg B. Schulz (page 28)
Neurosurgery	Prof. Dr. med. Hans Clusmann (page 29)
Neuroradiology (Diagnostic and Interventional)	Prof. Dr. med. Martin Wiesmann
Nuclear Medicine	Prof. Dr. med. Felix M. Mottaghy
Ophthalmology	Prof. Dr. med. Peter Walter (page 30)
Oral and Maxillofacial Surgery	Prof. Dr. med. Dr. med. dent. Frank Hölzle (page 31)
Orthodontics	Prof. Dr. med. Dr. med. dent. Frank Hölzle (Com. Director)
Orthopaedic Surgery	Prof. Dr. med. Markus Tingart (page 32)
Orthopaedic Trauma and Reconstructive Surgery	Prof. Dr. med. Frank Hildebrand, MHBA (Com. Director) (page 33)
Otorhinolaryngology and Plastic Head and Neck Surgery	Prof. Dr. med. Martin Westhofen (page 34)
Paediatric and Adolescent Medicine	Prof. Dr. med. Norbert Wagner (page 35)
Section for Neuropaediatrics and Social Paediatrics	Prof. Dr. med. Martin Häusler (page 35)
Section for Neonatology	Prof. Dr. med. Thorsten Orlikowsky (page 35)
Section for Paediatric Haematology, Oncology and Stem Cell Transplantation	Prof. Dr. med. Udo Kontny (page 35)
Paediatric and Adolescent Psychiatry and Psychotherapy	Prof. Dr. med. Beate Herpertz-Dahlmann
Paediatric Cardiology	Prof. Dr. med. Gunter Kerst (page 36)
Palliative Medicine	Prof. Dr. med. Roman Rolke
Phoniatrics, Paediatric Audiology and Communication Disorders	Prof. Dr. med. Christiane Neuschäfer-Rube
Plastic Surgery, Hand and Burn Surgery	Prof. Dr. med. Justus P. Beier (page 37)
Psychiatry and Psychotherapy	Prof. Dr. med. Dr. rer. soc. Frank Schneider
Radiology (Diagnostic and Interventional)	Prof. Dr. med. Christiane Kuhl
Radiotherapy	Prof. Dr. med. Michael Eble
Urology	Prof. Dr. med. Thomas-Alexander Vögeli (page 38)
Vascular Surgery	Prof. Dr. med. Michael Jacobs (page 39)



Director

Prof. Dr. med. Rüdiger Autschbach

Contact: Administrative Office, Gina Bugla-Brüll

Phone: +49 (0)241 80-89221 | Fax: +49 (0)241 80-82454

gbugla@ukaachen.de

Department of Cardiac and Thoracic Surgery

Medical Services

- Heart Surgery
- Coronary artery bypass surgery (CABG)
- Valve replacement and repair
- Minimally invasive surgery (of pump CABG, minimal access valve replacement/repair, transcatheter aortic valve implantation)
- Re-do CABG and valve surgery
- Complex surgical therapy for heart failure (ventricular assist device, extracorporeal pumps, etc.)
- Complete spectrum of rhythm surgery (pacemaker, implantable defibrillators, cardiac resynchronisation therapy)
- Thoracic Surgery
- Open and thoracoscopic lung resection


Research Focus

- New endoscopic surgical procedures
- Minimally invasive transcatheter mitral and tricuspid valve implantation

Professor Autschbach has been director of the Department of Cardiac and Thoracic Surgery since 2001. After completing his medical studies in Bonn, Professor Autschbach worked in Düsseldorf, Göttingen and Leipzig, where he received his professorship for cardiovascular surgery and was promoted to Assistant Director of the Cardiac Centre Leipzig. He specialises in minimally invasive heart surgery.

From among the various treatment options, the Department of Cardiac and Thoracic Surgery prefers minimally invasive approaches. These enable more rapid and less painful recovery

and therefore shorten the length of time spent in the hospital. Patients benefit from the close interdisciplinary collaboration with the medical engineering facilities of our university, providing innovative less-invasive therapy strategies for cardiac disorders. Our international team of surgeons is highly experienced in interacting with patients from abroad.



Director

Prof. Dr. med. Nikolaus Marx

Contact: Administrative Office, Birgit Croé

Phone: +49 (0)241 80-89300 | Fax: +49 (0)241 80-82545

bcroe@ukaachen.de

Department of Cardiology, Pneumology, Angiology and Intensive Care

Internal Medicine I

Medical Services

- Interventional cardiology: all diagnostic and therapeutic techniques
- Interventional valve repair: transfemoral/transapical aortic valve implantation, percutaneous mitral repair in patients with functional mitral regurgitation
- Cardiac MR imaging and 3D echocardiography
- Treatment with cardiac pacemakers and defibrillators as well as spinal cord stimulators in cases of angina pectoris
- Multimodal therapy for chronic cardiac insufficiency
- Diagnostics and therapy of all arterial and venous vascular diseases
- Diagnostics and treatment of lung diseases

Research Focus

- New interventional therapy approaches
- Cardiac imaging
- Coronary artery disease and diabetes
- Molecular mechanisms of atherosclerosis

Professor Marx has been the Head of the Department of Cardiology, Pneumology, Angiology and Intensive Care (Internal Medicine I) since 2009. He specialises in cardiac interventions in patients with coronary artery disease and has extensive experience in intensive care medicine.

Internal Medicine I is one of the largest cardiology departments in Europe. The equipment is technically state-of-the-art, both

for diagnostics (for example for three-dimensional exposures in real time with ultrasound, X-ray, Dyna CT, cMRI) and for treatment of cardiovascular diseases (for example catheter laboratories with stereotaxis). Furthermore, the European Centre for Knowledge Exchange in Cardiac Imaging and Intervention was founded here as a cooperative platform for medical research and industry.



Prof. Dr. med. Michael Dreher

Section of Pneumology

Contact: Administrative Office

Phone: +49 (0)241 80-36753

Fax: +49 (0)241 80-82153

ioelbracht@ukaachen.de

Professor Dreher came to Aachen in early 2013. The Section of Pneumology offers the whole diagnostic and treatment spectrum for pulmonary diseases including new interventional procedures in medicine. Prof. Dreher's research focus is on lung fibrosis and pulmonary hypertension.



Director

Prof. Dr. med. Christian Trautwein

Contact: Administrative Office, Elisabeth Steffens

Phone: +49 (0)241 80-80860 | Fax: +49 (0)241 80-82455

ctrautwein@ukaachen.de

Department of Gastroenterology, Hepatology, Metabolic Disorders and Intensive Care

Internal Medicine III

Medical Services

- Diagnostics and therapy of acute and chronic liver and gall tract diseases (e.g. viral hepatitis, autoimmune disease and genetic liver diseases, metabolic liver diseases) including shunt procedures such as TIPPS and intensive care of instable patients
- Diagnostic and therapeutic endoscopic procedures at the esophagus, stomach, intestines and gall ways including capsule video endoscopy and MR endoscopy
- Treatment of malignant tumours of the gastrointestinal tract and the biliary tract (e.g. liver cancer, colon cancer, gastric cancer) including chemotherapy, selective chemoembolisation
- Consultation and treatment for nutritional problems and morbid obesity

Research Focus

- Liver diseases
- Pathophysiology of tumour diseases of the gastrointestinal tract
- Endoscopic examination methods

In September 2005, Professor Trautwein was appointed Director of Internal Medicine III with emphasis on gastroenterology, hepatology, metabolic disorders and intensive care. After completing his studies in Mainz and Tübingen, he worked at the Centre for Internal Medicine of the Hanover Medical School in the Department for Gastroenterology, Hepatology and Endocrinology, among other positions in the capacity of Associate Director. His expertise lies in the treatment of liver and metabolic disorders as well as gastrointestinal tumours.

The department offers its patients state-of-the-art medical and technical standards. The team has undergone advanced training and has a keen scientific interest. The staff members can communicate with patients from abroad in a variety of languages including English, French and Arabic. All services are planned in advance to enable effective coordination of out-patient and inpatient stays as well as discussion of treatment.



Head

Prof. Dr. med. Wolfram Karges

Contact: Administrative Office, Sabrina Heffels

Phone: +49 (0)241 80-80867 | Fax: +49 (0)241 80-82052

sheffels@ukaachen.de

Section of Endocrinology and Diabetology

Internal Medicine III

Medical Services

- Early diagnosis, risk assessment and prevention of diabetes, including genetic diagnostics and immun diagnostics
- Treatment of diabetes, including tablets, insulin, injection, inhalation, insulin pump and nutrition therapy
- Prevention, diagnosis and treatment of diabetic complications, including problems related to the heart, vessels, kidneys, eyes, nerves and feet
- Hormonal disorders, e.g. thyroid disorders and endocrine tumours
- Hormonal causes of adiposity and hypertension
- Hormonal disorders in aging
- Rare, genetic hormonal disorders
- "Second opinions" in cases of complex hormonal and metabolic disorders
- Check-ups for diagnosis and prevention of nutrition-related disorders

Professor Karges has been in charge of the Section for Endocrinology and Diabetology since 2006. After studying in Marburg, he worked in Tübingen, Ulm and Toronto as an internal specialist. He served as Clinical Assistant Medical Director for the Department of Internal Medicine I at the University of Ulm until 2006. In addition to diagnostics and differential therapy of diabetes mellitus, his medical expertise includes clinical endocrinology and rare hormonal disorders.

The Section of Endocrinology and Diabetology offers its patients outpatient or inpatient diagnostics and therapy with experts from all specialist departments under one roof.



Director

Prof. Dr. med. Ulf P. Neumann

Contact: Administrative Office, Martina Schmitt

Phone: +49 (0)241 80-89500 | Fax: +49 (0)241 80-82417

chirurgie@ukaachen.de

Department of General, Visceral and Transplant Surgery

Medical Services

- Oesophageal and gastric surgery
- Pancreas surgery
- Hepatobiliary surgery
- Colorectal surgery
- Hernia surgery
- Endocrine surgery
- Paediatric surgery
- Bariatric surgery
- Minimally invasive and robotic surgery
- Living donor liver transplantation in adults
- Living donor kidney transplantation in adults

Research Focus

- Ischaemia/reperfusion during liver transplantation
- Liver regeneration
- Wound healing, biomaterials
- Molecular and clinical oncology

Professor Neumann took charge of the Department of General, Visceral and Transplant Surgery at the Uniklinik RWTH Aachen in 2010. Before coming to Aachen, he was Assistant Medical Director at the highly reputed Department of General, Visceral and Transplant Surgery of the Charité in Berlin. His specialities include liver transplantation and liver tumour surgery as well as complete oncologic visceral surgery. Optimised treatment protocols in these areas of focus are developed for each individual patient in close cooperation with other departments (i.e. radiology, internal medicine, radiation oncology).

The whole spectrum of state-of-the-art surgical procedures, including minimally invasive and robotic surgery as well as modern tissue dissection methods, is used. Three-dimensional image reconstruction and non-invasive liver function tests are regularly employed to ensure a precise operation strategy. A successful liver transplantation centre has been established in cooperation with the internal medicine departments.



Director

Prof. Dr. med. Elmar Stickeler

Contact: Administrative Office, Jola Giesa, Hedwig Groneschild

Phone: +49 (0)241 80-88400 or +49 (0)241 80-88401

Fax: +49 (0)241 80-82476

gynaekologie@ukaachen.de

Department of Gynaecology and Obstetrics

Medical Services

- Obstetrics and maternal-fetal medicine (Level I perinatal centre/prenatal medicine), high-risk pregnancies
- Breast Cancer Centre (interdisciplinary tumour board), treatment of all benign and malignant breast diseases including reconstructive and aesthetic surgery
- Gynaecological Oncology (Euregional Comprehensive Cancer Center) including minimal invasive surgery and robotic surgery
- Certified Endometriosis Centre (highest level)
- Microinvasive surgery/laparoscopy
- Individual treatment plans
- Urogynaecology, especially treatment of female incontinence
- Day surgery for minor surgical procedures (e.g. dysplasia/CIN)


Research Focus

- Gynaecological oncology
- Breast Cancer (prognostic and predictive molecular markers)
- Treatment within clinical multicentre trials
- High-risk pregnancies
- Endometriosis
- Urogynecology

Professor Stickeler took charge of the Department of Obstetrics and Gynaecology in 2015. He previously worked as the Deputy Chair of the Department of Obstetrics and Gynaecology of the University of Freiburg and Co. – Director of the Comprehensive Cancer Center Freiburg (CCCF). His expertise is also based on a four year stay at Baylor College of Medicine, Houston, Tx, USA. He is an elected member of the national S 3 guideline commission for breast cancer and the AGO Commission breast cancer.

He and his team – including female senior physicians – are committed to providing the highest quality of care to women. An individual plan of treatment is developed with each patient.

If operative procedures are required, he considers microinvasive surgery whenever possible. This is especially applicable to hysterectomies and treatment of myomas, endometriosis as well as early stages of oncological diseases. The Department has an outstanding expertise in the surgical as well as systemic treatment of breast cancer including all reconstructive techniques. Discussion of each individual case by interdisciplinary tumour boards (e. g. Euregional comprehensive Cancer Centre) guarantees the highest standards of treatment.



Director

Prof. Dr. med. Tim H. Brümmendorf

Contact: Administrative Office, Marion Adrian

Phone: +49 (0)241 80-89805 | Fax: +49 (0)241 80-82449

madrian@ukaachen.de

Department of Haematology, Oncology, Haemostaseology and Stem Cell Transplantation

Internal Medicine IV

Medical Services


- Heart Surgery
- Treatment of blood diseases (anaemia, thrombocytopenia, leukaemia)
- High-dose chemotherapy, autologous and allogeneic stem cell transplantation
- Molecularly targeted therapy
- Bleeding disorders: assessment, prophylaxis and treatment of increased bleeding and thrombosis
- Treatment of malignant tumours (lymphoma, multiple myeloma, lung cancer, sarcoma)
- Guiding the patient through the steps of complex multimodality cancer therapy

Research Focus

- Role of epigenetics in tumour development and treatment
- Biology of telomeres and stem cells in haematopoiesis
- Regulation of haematopoiesis
- Pathophysiology of myeloproliferative diseases
- Aplastic syndromes
- Principles of molecularly targeted treatment

Professor Brümmendorf has been head of the department since 2009. Additionally he is the director of the Euregional comprehensive Cancer Centre Aachen (ECCA), where all oncological specialists of the hospital act closely together with the aim of offering the individually tailored best therapy to the cancer patient. Prior to Aachen, Professor Brümmendorf served as Deputy Medical Director of the Department of Haematology and Oncology at the University Hospital in Hamburg-Eppendorf, as well as Director of the University Cancer Centre Hamburg (UCCH). His main field of research is telomere biology in normal and increased haematopoiesis. His clinical academic focus is on myeloproliferative neoplasia (MPN), chronic myelogenous leukaemia (CML), aplastic syndromes and the treatment of head and neck tumours.

Internal Medicine IV is dedicated to treating all haematological diseases and malignant solid tumours. The focus is on the patient. Our aim is to provide the best possible care through interdisciplinary development of treatment strategies in accordance with the most current standards of knowledge. The department integrates supportive measures such as psycho-oncology.



Director

Prof. Dr. med. Jürgen Floege

Contact: Administrative Office, Iris Mundt

Phone: +49 (0)241 80-89530 | Fax: +49 (0)241 80-82446

imundt@ukaachen.de

Department of Kidney and Blood Pressure Diseases, Rheumatological and Immune Diseases

Internal Medicine II

Medical Services

- In- and outpatient evaluation and treatment of all kidney and blood pressure diseases
- All haemodialysis, peritoneal dialysis modalities and continuous haemo(dia)filtration
- Treatment of infectious dialysis patients with chronic hepatitis B, hepatitis C, etc.
- Treatment of diabetes patients with kidney failure
- Plasmapheresis, rheopheresis and immunoadsorption
- In and outpatient evaluation and treatment of all rheumatological and immune-mediated diseases (Lupus erythematoses, polyarthritis, Behcet's disease)

Research Focus

- Kidney diseases, especially chronic renal failure and glomerulonephritides
- Cardiovascular diseases during chronic renal failure
- Therapy after kidney transplantation
- Therapy of immune-mediated diseases (in particular vasculitis and lupus)

Internal Medicine II has been headed by Professor Floege since 1999. Professor Floege studied Medicine in Hanover, Plymouth and New York. His interest in kidney disease evolved during research periods in Hanover and Seattle (USA). Before coming to Aachen, he was Associate Professor at the Hanover Medical School. Internationally, he has earned a high reputation for his engagement in various nephrology societies and as co-editor of well-known nephrology journals and textbooks.

The department benefits from the extensive contacts that Professor Floege maintains throughout the medical community as well as from his international prominence in the field. Foreign patients are frequently offered immediate continuation of their medical care at home through his personal contacts worldwide.



Director

Prof. Dr. med. Jörg B. Schulz

Contact: Administrative Office, Natalie Burdick-Reinhard
Phone: +49 (0)241 80-89600 | Fax: +49 (0)241 80-82582
nburdick@ukaachen.de

Department of Neurology

Medical Services

Treatment of diseases of the central and peripheral nervous system as well as cerebrovascular disorders like

- Stroke
- Degenerative disorders, e.g. dementia, Parkinson's disease, Huntington's disease and ataxias
- Epilepsy, including invasive EEG and preparation of epileptic surgery
- Tumours
- Headaches
- Cognitive disorders
- Treatment of infections and inflammatory diseases
- Multiple sclerosis
- Neuromuscular disorders
- Disorders of the autonomic nervous system
- Neurological intensive care (intensive care unit)
- Deep brain stimulation (brain pacemaker)
- Neuro-linguistic and neuro-psychological diagnoses


Research Focus

- Treatment and disease mechanisms of neurodegenerative disorders (Alzheimer's disease, Parkinson's disease, degenerative ataxias)
- Treatment and mechanisms of stroke
- Neuromuscular disorders
- Cellular neurobiology
- Translational Brain Medicine Neurology
- Neuroimmunology
- Visual cognition and sensorimotor function

Professor Schulz was appointed to the position of Head of the Department of Neurology at the Uniklinik RWTH Aachen in 2009. Prior to this appointment, he served as a Division Chief for the Division of Neurodegeneration and Restorative Research, DFG Research Centre "Molecular Physiology of the Brain" and Centre for Neurological Medicine at the University of Göttingen. He is an expert in the treatment of neurodegenerative and cognitive disorders.

Prof. Schulz is the Speaker of the Clinical Trial Center Aachen, the Center for rare diseases Aachen, and the Interdisciplinary Neurovascular Center Aachen. He also serves as the Editor-in-Chief of the international Journal of Neurochemistry.

The Department of Neurology operates a stroke unit, a neuro-intensive care unit, a neuro-psychological therapy ward, a neurological sleep laboratory, two wards for general neurology and an outpatient clinic.



Director

Prof. Dr. med. Hans Clusmann

Contact: Administrative Office, Marion Jansen

Phone: +49 (0)241 80-88480 | Fax: +49 (0)241 80-82420

neurochirurgie@ukaachen.de

Department of Neurosurgery

Medical Services

- Microsurgical treatment of tumours and vascular malformations of the brain and spinal cord
- Spinal disease: spectrum from microsurgical decompression to complex spinal fusion with vertebral replacement
- Skull base, pituitary, meningioma and orbital cavity surgery
- Paediatric neurosurgery and neuroendoscopy
- Treatment of cranial and spinal cord injuries
- Functional neurosurgery, e.g. for Parkinson's disease, trigeminal neuralgia and epilepsy
- Neurophysiological monitoring and awake surgery for language mapping
- Surgical treatment of epilepsy

Research Focus

- Functional guidance of surgery, neuronavigation and monitoring
- Subarachnoid haemorrhage and vasospasm
- Image-guided spinal surgical

In 2010, Professor Clusmann was appointed Professor and Chairman of the Department of Neurosurgery. After studying at the University of Cologne, he underwent neurosurgical training including specialised intensive care medicine in Bonn from 1994 to 2010. Function and image-guided microsurgery, skull base surgery, epilepsy surgery, treatment of vascular malformations or tumours of skull, brain or spinal cord are Professor Clusmann's primary specialities. He also places clear emphasis on spinal surgery ranging from microsurgical decompression to complex vertebral fusion and replacement.

The Department of Neurosurgery comprises a motivated team of medical doctors speaking a broad variety of languages. Physicians and nurses are trained for individual contact to international patients to ensure that patients and accompanying persons feel well-informed, well-treated and completely satisfied with our care.



Director
Prof. Dr. med. Peter Walter

Contact: Administrative Office, Sotiria Manetta
Phone: +49 (0)241 80-88190 | Fax: +49 (0)241 80-82408
augenklinik@ukaachen.de

Department of Ophthalmology

Medical Services

- Retinal and vitreous surgery, laser therapy
- Retinal degeneration (macular degeneration)
- Diabetic retinopathy
- Retinal and choroid tumours
- Cataract surgery
- Glaucoma diagnostics and treatment
- Chemical burns
- Cornea transplants and cornea bank
- Paediatric ophthalmology
- Strabismus treatment
- Eye diseases with neurogenic causes (neuro-ophthalmology)

Research Focus

- Retinal implants
- Glaucoma diagnostics and therapy
- Macular degeneration

Professor Walter has been in charge of the Department of Ophthalmology at the Uniklinik RWTH Aachen since 2003. Born in 1963, Walter earned his medical degree at the University of Cologne where he later served as Temporary Director and Assistant Medical Director. His medical expertise lies in the field of vitreous and retinal surgery.

Many surgeries in the Department of Ophthalmology clinic are conducted on an outpatient basis. All key aspects of ophthalmology are covered by certified specialists.

The department offers international patients the opportunity to clarify aspects of treatment beforehand by viewing the medical documentation. Furthermore, our good international contacts enable planning of subsequent treatment in the patient's home country.



Director

Prof. Dr. med. Dr. med. dent. Frank Hölzle, FEBOMFS

Contact: Administrative Office, Karin Huppertz

Phone: +49 (0)241 80-88231 | Fax: +49 (0)241 80-82430

khuppertz@ukaachen.de

Department of Oral and Maxillofacial Surgery

Dental-Medical Services


- Plastic and reconstructive surgery
- Aesthetic surgery
- Laser surgery
- Dermatosurgery of the face
- Cranio-facial anomalies
 - Orthognatic surgery
 - Cleft lip and palate
- Oral medicine and pathology including diagnosis and treatment of oral diseases
- Tumours of the head and neck
- Oral and maxillofacial traumatology
- Oral and maxillofacial radiology including CBCT and ultrasound
- Oral surgery
- Dentoalveolar surgery
- Pre-prosthetic surgery
- Implantology and full mouth rehabilitation
- Maxillofacial prosthodontics

Research Focus

- Ischaemic preconditioning and monitoring of microvascular flaps
- Tumour biology
- Biomechanical simulation and design of implants for traumatology and implantology

Professor Hölzle became Chair of the Oral and Maxillofacial Surgery Department in August 2011. He studied Medicine and Dentistry in Berlin, London and Glasgow. Previously, he served as Vice Medical and Dental Director of the Oral and Maxillofacial Surgery Unit at the Technical University of Munich. His focal points are oral and maxillofacial reconstructive surgery for oncological and trauma patients and full mouth and aesthetic rehabilitation. He is the author of several textbooks in this field.

The Department of Oral and Maxillofacial Surgery is one of the best reconstructive surgical departments in Western Europe. It is equipped with state-of-the-art technology, both for diagnostics and surgical and rehabilitative treatments. Patient-centred care of all oral medical lesions and prosthodontic and aesthetic rehabilitation of oncological patients is an integral part of this discipline.



Director

Prof. Dr. med. Markus Tingart

Contact: Administrative Office, Annette Bittermann

Phone: +49 (0)241 80-89410 | Fax: +49 (0)241 80-82453

abittermann@ukaachen.de

Department of Orthopaedic Surgery

Medical Services

- Diagnosis and treatment of osteoarthritis cyphoplasty, (shoulder, spine, hip, knee, ankle, foot)
- Replacement arthroplasty (shoulder, elbow, hip, knee, ankle) and complex revision arthroplasty
- Implantation of individual endoprotheses (hip and knee), computer-assisted surgery
- Arthroscopic surgery and minimally invasive orthopaedic surgery (shoulder, hip, knee and spine)
- Cartilage replacement therapies including matrix-associated autologous chondrocyte transplantation
- Minimally invasive spinal surgery, complex spinal surgery, endoscopic discectomy, revision spinal surgery
- Interdisciplinary treatment of musculoskeletal tumours
- Paediatric orthopaedic surgery including treatment of hip dysplasia, infantile cerebral paresis, extremity malformation and neuromuscular diseases
- Surgical treatment of rheumatoid disorders
- Treatment of bone and joint infections

Research Focus

- Computer-assisted and minimally invasive orthopaedic surgery
- Cartilage replacement therapy
- Osteology, bone replacement

Professor Tingart became Chairman of the Department of Orthopaedic Surgery in 2010. Prior to this, he served as a Senior Orthopaedic Surgeon and Associate Director of the Department of Orthopaedic Surgery at the University of Regensburg. The focal points of his medical expertise and research are total joint replacement (including computer-assisted and minimally invasive surgery), revision joint replacement, shoulder and foot surgery and orthopaedic rheumatology.

He and his team have set themselves the goal of developing existing orthopaedic techniques and establishing new and innovative technologies in collaboration with other disciplines. Their aim is progressive opening of the Orthopaedic Department and increasing cooperation with colleagues and hospitals in the region of Aachen and worldwide.



Com. Director

Prof. Dr. med. Frank Hildebrand, MHBA

Contact: Administrative Office, Alina Ossenkopp

Phone: +49 (0)241 80-89350 | Fax: +49 (0)241 80-82415

aossenkopp@ukaachen.de

Department of Orthopaedic Trauma and Reconstructive Surgery

Medical Services

- Fractures of the spine and pelvis
- Advanced polytrauma management
- Post-traumatic arthropathy
- Post-traumatic spinal disorders (minimally invasive and endoscopic surgery of the spine)
- Post-traumatic malunions and nonunions
- Post-traumatic articular damage
- Osteoporotic and periprosthetic fractures
- Post-traumatic changes following injuries to major joints in the upper and lower extremities
- Technical orthopaedics including arthroscopic repair of knee and shoulder injuries
- Trauma and malformation surgery of children
- Traumatology of the aged

Research Focus

- Deformity correction
- Spinal deformities after trauma
- Post-traumatic inflammatory changes

Professor Hildebrand is Com. Director of the Department of Orthopaedic Trauma and Reconstructive Surgery. He was trained in Hannover Medical School and the University of Alabama at Birmingham (USA). In 2013 he started to work in Aachen. Prof. Hildebrand is board member of the German Society for Orthopaedics and Trauma (DGOU) and responsibly dedicated in diverse other national and international trauma societies.

His expertise includes care of acute fractures of the pelvis, acetabulum, spine and extremities. Moreover, he specialises in reconstructive surgery of the spine, the pelvis and for bone loss in the extremities. He uses special techniques for regeneration of bone for bone and soft tissue loss. The Department is an accredited fellowship location for numerous international universities and has been accepted by the AO foundation as a receiving centre.



Director

Prof. Dr. med. Martin Westhofen

Contact: Administrative Office, Michael Kühlmorgen

Phone: +49 (0)241 80-89360 | Fax: +49 (0)241 80-82465

mwesthofen@ukaachen.de

Department of Otorhinolaryngology and Plastic Head and Neck Surgery

Medical Services

Hearing and Balance

- Cochlear and middle-ear implants
- Laser stapes surgery
- Labyrinth surgery
- Neurotology

Neck


- Larynx laser microsurgery
- Head and neck tumours incl. microvascular surgery
- Repair of dysphagia
- Rhinosurgery
- Microinvasive skull base surgery
- Navigation surgery
- Salivary glands
- Microsurgical tumour resection
- Sleeping disorders

Research Focus

- Balance disorders
- Ear and biomaterials
- Vestibular hair cell channels
- Artificial labyrinth
- 3D-video- and microsurgery

Professor Westhofen has been Head of the Department and Chairman since 1996. Prior to that he served as Assistant Medical Director and Associate Director of the Department of Otorhinolaryngology at the University Hospital Hamburg-Eppendorf.

Hearing and Balance are key aspects of focus for the department. An own international course on this topic underscores our outstanding international reputation. Children with cochlear implants are (re)habilitated in a special hearing centre.



Director

Prof. Dr. med. Norbert Wagner

Contact: Administrative Office, Despina Hensen

Phone: +49 (0)241 80-88700 | Fax: +49 (0)241 80-82492

kinderklinik@ukaachen.de

Department of Paediatric and Adolescent Medicine

Medical Services

- Neonatology (treatment of premature babies and newborns)
- Haematology/Oncology (blood diseases such as thalassaemia, sickle cell anaemia and cancer in children)
- Autologous and allogenic stem cell transplantation in children
- Gastroenterology (gastrointestinal diseases, diarrhoea, hepatitis, weight disorders)
- Rheumatology (bone and joint disorders)
- Neuropaediatrics (epilepsy, headaches, hydrocephalus, cerebral palsy)
- Diabetology/Endocrinology (hormonal disorders, adiposity and diabetes in children)
- Congenital metabolic disorders
- Disorders of the respiratory organs (asthma and allergies)
- Intensive care

Research Focus

- Mucosa and immune system
- Infections of the central nervous system
- Bowel movement disorders

Professor Wagner took charge of the Department of Paediatric and Adolescent Medicine at the Uniklinik RWTH Aachen in February 2007. He previously worked at the University Hospital Bonn, the Institute for Genetics at the University of Cologne and held a scholarship at Harvard Medical School in Boston. Most recently, he was in charge of the Westphalian Children's Centre in Dortmund. His medical expertise lies in the fields of gastrointestinal disorders and rheumatism in children.

Each year, approximately 4,500 children benefit from the medical care provided by this department, which has its own intensive care unit and an interdisciplinary ward for children who have undergone surgery. MRI diagnostics for children is available. The department can also accommodate one parent acting as a chaperone. A certified specialist is always present on the team, even in the case of rare diseases.



Prof. Dr. med. Martin Häusler

Section of Neuropaediatrics
and Social Paediatrics
Contact: Administrative Office
Phone: +49 (0) 241 80-88773




Prof. Dr. med. Thorsten Orlikowsky

Section of Neonatology
Contact: Administrative Office
Phone: +49 (0) 241 80-89380
Fax: +49 (0) 241 80-82437
neonatologie@ukaachen.de



Prof. Dr. med. Udo Kontny

Section of Paediatric Haematology,
Oncology and Stem Cell Transplantation
Contact: Administrative Office
Phone: +49 (0) 241 80-88892
Fax: +49 (0) 241 80-82481



Director
Prof. Dr. med. Gunter Kerst

Contact: Administrative Office, Inge Kaiser
Phone: +49 (0)241 80-88981 | Fax: +49 (0)241 80-82450
kinderkardiologie@ukaachen.de

Department of Paediatric Cardiology

Medical Services

- Congenital and acquired heart and vascular diseases in childhood and adolescence
- Pulmonary hypertension, cardiomyopathies, heart failure
- Minimally invasive/transcatheter therapeutic methods (e. g.: transcatheter pulmonary valve replacement)
- Cardiac arrhythmias in paediatric patients and in adults with congenital heart defects (ACHD)
- No-x-ray catheter ablation of cardiac arrhythmias using modern three-dimensional mapping systems
- Adult congenital heart defects (ACHD)
- Magnetic resonance imaging of the heart (cardiac MRI)

Research Focus

- Pathophysiology and heart failure treatments
- Use of the parallel circuit for the treatment of left or right ventricular failure
- Transcatheter procedures for the treatment of pulmonary hypertension
- Development and animal studies of new transcatheter systems/devices
- Development of new diagnostic and catheter ablation procedures for complex postoperative arrhythmias in congenital heart defects
- Pathophysiology of the extracorporeal circuit
- Long-term results and their influencing factors after arterial switch operation, modified Fontan procedure and aortic isthmus stenosis surgery

Professor Kerst has been the director of the Paediatric Cardiology Clinic of the University Hospital RWTH Aachen since 01 July 2016. Together with his team he has expanded the services in the field of paediatric cardiology; the clinic offers treatment of all heart diseases, ranging from cardiac insufficiency to arrhythmias, coronary heart disease and heart valve disease.

The focus is on transcatheter pulmonary valve replacement and interventional electrophysiology, catheter ablation of cardiac arrhythmias in paediatric patients and patients with congenital heart defects, especially following complex cardiac operations. A special expertise is the no-x-ray catheter ablation.



Director

Prof. Dr. med. Justus P. Beier

Contact: Administrative Office, Christiane Gorgels

Phone: +49 (0)241 80-89700 | Fax: +49 (0)241 80-82448

plastische-chirurgie@ukaachen.de

Department of Plastic Surgery, Hand and Burn Surgery

Medical Services

- Plastic and reconstructive surgery for body form and malfunctions
- Microsurgery for defect reconstruction of the trunk and upper and lower extremities
- Breast surgery (including autologous reconstruction of the female breast following amputation)
- Skin transplantation for chronic wounds or skin tumor treatment
- Peripheral neurosurgery (e. g. for carpal and cubital tunnel syndrome), inc. secondary nerve reconstruction
- Hand surgery
- Centre for severe burns victims
- Reconstructive surgery after severe trauma and burns
- Treatment of scars and reconstructive surgery after severe trauma and burns

Research Focus

- Development of tissue replacement strategies ("tissue engineering") for several types of tissues
- Adipocyte cell and stem cell research
- Analysis of growth factors for regenerative procedures

Professor Beier is head of the Department of Plastic Surgery, Hand and Burn Surgery since 2017. His studies of human medicine and specialist training in plastic surgery (earning him an additional academic title in hand surgery) led Prof. Beier first to Freiburg, and then to Erlangen University, where he served as Assistant Medical Director.

The Department of Plastic Surgery, Hand and Burn Surgery has a long-term international reputation. Besides its historical reputation in treating burn- and post-burn patients, new methods and main focus areas such as breast surgery, and in particular microsurgical breast reconstruction, interdisciplinary microsurgical reconstruction and hand surgery are being established under Professor Beier's heading.



Director

Prof. Dr. med. Thomas-Alexander Vögeli

Contact: Administrative Office, Sybille Mallmann

Phone: +49 (0)241 80-89374 | Fax: +49 (0)241 80-83441

smallmann@ukaachen.de

Department of Urology

Medical Services

- Robotic-assisted (Da Vinci) nerve-sparing prostatectomy
- Prostatectomy for locally advanced disease
- Salvage prostatectomy for radiation failures
- LDR/HDR brachytherapy of prostate cancer
- Continent and incontinent urinary diversion (Neobladder, Pouch)
- Complex reconstructive surgery for the urethra and the ureter
- Fusion biopsies of the prostate
- Photodynamic therapy and bladder tumour resection
- Radical and nephron-sparing surgery for renal cell carcinoma, radiofrequency ablation
- Lymphadenectomy for testicular cancer
- Chemotherapy of malignant urogenital tumours
- Surgical and lithotripter therapy of urolithiasis (renal stones)
- Reconstructive surgery for anatomical anomalies of urogenital organs including hypospadias, epispadias, local dystrophies, reflux
- Management of female and male incontinence

Research Focus

- Molecular pathogenesis and prognosis of urogenital cancer
- Innovative medical treatment of metastatic urogenital cancer
- Tissue engineering: artificial ureter and urinary bladder
- Interdisciplinary maximal surgery for urinary diversion and resection of metastasis for different urothelial neoplasma
- PSMA PET guided surgery

Professor Vögeli became Director and Head of Department of Urology in 2016. Before this time he was Vice Chairman of the Clinic of Urology, University of Düsseldorf and thereafter Chief of the Department of Urology of the Medical Center Aachen. He is a specialist in endourology and minimal invasive technologies. His speciality is maximal surgery and urinary diversion in cooperation with the Department of Surgery and the Department of Gynaecology.

A specialized section for pediatric urology is led by Professor Rohrmann and another section of robotics by Dr. Bach. A further focus of the clinical work of Professor Vögeli is nerve sparing radical prostatectomy and nephron sparing resection of renal tumors.

The Department of Urology is the regional leading center of urothelial cancer treatment inclusive conservative approaches. Newest technologies as robotic surgery, extracorporeal shock wave lithotripsy, digital guided biopsy technics are main topics of the scientific and clinical work.



Director

Prof. Dr. med. Michael Jacobs

Contact: Administrative Office, Heike Meier

Phone: +49 (0)241 80-80832 | Fax: +49 (0)241 80-83037

hmeier@ukaachen.de

Department of Vascular Surgery

Medical Services

- Open and endovascular procedures for aortic diseases in the chest and abdomen
- Treatment of arterial occlusive disease in the legs, including patients suffering from diabetes
- Surgery of the carotid arteries
- Surgical procedures for vascular access (shunts of dialysis patients)
- Treatment of peripheral and central venous diseases, including varicose veins, deep venous thrombosis and post-thrombotic syndrome
- Interdisciplinary treatment of vascular diseases at the certified European Vascular Centre Aachen-Maastricht with radiologists, angiologists, cardiologists and neurologists

Research Focus

- Strategies to protect the spinal cord, visceral organs and kidneys during extensive aortic surgical procedures
- Neuromonitoring during carotid and aortic surgical procedures

Professor Jacobs has been Director of the Department of Vascular Surgery since 2005. Following his general surgical training at the University Hospital Maastricht, he specialised in cardiovascular surgery at the Texas Heart Institute in Houston. He was Chief and Professor of Vascular Surgery at the Academic Medical Centre in Amsterdam from 1993 until 2000. He then accepted the Chair of Surgery at the Maastricht University Medical Centre in 2000 and has served both hospitals in Aachen and Maastricht since 2005.

The Vascular Centre is recognised as a national referral site for complex aortic procedures, especially for open and endovascular thoraco-abdominal procedures. The multilingual team (German, English, French, Dutch and Arabic) mirrors the international character of the department, which has extensive experience in interacting with foreign patients, authorities and insurance companies.

International Office

The International Office is at your disposal for all questions regarding your stay at the Uniklinik RWTH Aachen. We support you in the organisational process of your treatment and take care of all administrative formalities. Also, we aim to assist you quickly and competently with regard to your medical concerns. In doing so we will, of course, maintain the highest level of confidentiality.

Our services at a glance

- Establishing contact with the departments
- Appointment scheduling
- Cost estimates (based on report of diagnostic findings)
- Coordination of invoicing
- Procurement of accommodation and translation services

Contact:

International Office

Phone: +49 (0)241 80-89658

Fax: +49 (0)241 80-3389658

international-office@ukaachen.de

Our office is located in the main entrance hall of the Uniklinik RWTH Aachen. It is open from 7.30 a.m. to 4 p.m. (Monday to Friday)



From left to right: Birgit Preuth, Alexandra Mayer, Dr. med. Ursula Fabry MPH, Christine Reiff-Mallmann, Tatjana Lehl.



How to find us

Uniklinik RWTH Aachen

Pauwelsstraße 30
 52074 Aachen, Germany
 Phone: +49 (0)241 80-0
 Fax: +49 (0)241 80-82460
 info@ukaachen.de
 www.ukaachen.de



